

SAVE THE DATE!

BIG BUCK'S PICTURES WITH SANTA



SANTA'S COMING! SANTA'S COMING!

Join Big Buck as we welcome the holiday season—and Santa—on December 7th!

Bring your cameras, holiday attire and wish list to tell Santa. We'll provide smiles, refreshments and gifts for our Lil' Partners!



SAVE THE DATE:

Saturday, December 7, 2024
9:00 am to Noon
Arvada Branch - 6221 Sheridan Blvd.


*One gift per child while supplies last.



Solve the Halloween crossword and guess the phrase.

FIND 8 DIFFERENCES



Circle the differences between the twin witches.



PRRST STD
U.S. Postage
PAID
Denver, CO
Permit #4470

TRICK OR TREAT-YO-SELF WITH \$25

Enter your child in the Lil' Partners Quarterly Coloring Contest. The winning Lil' Partners will each receive \$25!



Deadline for entries is November 15, 2024

One child from each age group below will win a \$25 Visa® gift card.
2 yrs. and under | 3-4 yrs. | 5-6 yrs. | 7-8 yrs. | 9-10 yrs. | 11-12 yrs.


Drop off entries by November 15, 2024 at any Partner Colorado branch, or mail entries to: Partner Colorado Credit Union, 6221 Sheridan Blvd., Arvada, CO 80003, ATTN: Marketing Department. Winners will be chosen on November 22, 2024. Artwork will be enjoyed at our branch and will not be returned.

ENTRY FORM

Name: _____


Age: _____ Parent's Phone: _____

Lil' Partners COLORING CONTEST RULES: The contest is open to all eligible members of Partner Colorado Credit Union twelve (12) years of age or younger. Entries must be submitted by November 15, 2024 (no later than 5:30 pm MDT). Limit one (1) entry per child. Entries must be submitted with a completed entry form. By signing the entry form, you're giving Partner Colorado permission to use, publish, post or display the coloring for any purpose, including but not limited to advertising, promotional and publicity purposes, in all forms of media. The winners will be determined by a vote. Winners do not need to be present to win.



Published Exclusively for Lil' Partners and Parents

Fall 2024



"THERE IS MAGIC IN THE NIGHT WHEN PUMPKINS GLOW IN THE MOONLIGHT."

Fall is all about cooler weather, pumpkins, treats, tricks and savings! You read that right, fall is the perfect time to encourage your child to collect coins and start a savings jar. At Partner Colorado, we believe it's never too early to begin learning about the value of savings, so use the season's magic to spark some interest.

Visit any Partner Colorado location and make a deposit into your child's account, and we'll give them a **Reflective Pumpkin tote** for the big night complete with treats (no tricks)!

Have a fa-BOO-lous Halloween!

*One per child while supplies last.



Seek & find 8 Halloween Cats scattered throughout this edition!



WHAT'S INSIDE

- 👻 The Life of a Coin
- 👻 Big Buck's Savings Challenge
- 👻 Pumpkin Coloring Contest
- 👻 Pictures with Santa
- 👻 Halloween Pet Safety Tips

PARTNER COLORADO CREDIT UNION



THE LIFE OF A COIN

Big Buck is peeking into his piggy bank to see what designs are on his coins.

A circulating coin begins its life as an idea. Once the U.S. Mint designs and makes the coin, it gets passed around to people and businesses before it retires.

DESIGN - Coins are like tiny art pieces that fit in your pocket. Coins show people, objects, or symbols. They also include text called inscriptions.

COIN MAKING - The Mint makes most circulating coins from large sheets of metal rolled into coils. Imagine a big roll of wrapping paper! The metal of the coil matches the types of metal in the finished coin.

USE - The Mint sends the shiny new coins to Federal Reserve Banks. From there, they go to local banks and credit unions across the country to enter circulation. The Mint makes new coins each year, but they make up less than 20% of the total coins in circulation. More than 80% comes from people re-using coins to pay for goods and services.

RETIRE - Coins can last around 30 years in circulation before they're too worn to use. When coins reach the end of their life, the Federal Reserve removes them from circulation. Old coins are melted down and used for other things.



To learn more about the life of a coin and find more games and activities, go to:
<https://www.usmint.gov/learn/kids/coins-life>

See the coin-making process up close! Visit the Denver Mint!

The United States Mint in Denver offers a free, guided tour of its facility. Tours are available up to 6 times a day, with tickets distributed on a first-come, first-served basis starting at 7:00 AM. The tour is approximately 1 hour and 15 minutes long. All visitors must be 7 years or older.



Can't make it to the mint? Download the App! In the U.S. Mint Virtual Tours mobile app, numismatists of all ages can get a behind-the-scenes tour of the Denver Mint. Be sure to find all the coins!

<https://www.usmint.gov/about/mint-tours-facilities/denver/visiting-the-denver-mint>

Why are ghosts so bad at telling lies?
Because you can see right through them.



Knock, Knock...
Who's there?
Phillip!
Phillip who?
Phillip my bag with Halloween candy, please!




TRICK OR TREAT-YO-SELF! COLOR TO WIN \$25!

Color the image below and you could be one (1) of six (6) Lil' Partners to win a \$25 prize!
 Deadline for entries is November 15, 2024.



Photos: usmint.gov/learn/kids/coins-life#coinmaking



BIG BUCK'S SAVINGS CHALLENGE

Join Big Buck as he fills up his coin jar!

- 1. Find a Big Jar:** Grab a jar, or any container you like (maybe a plastic pumpkin!), and decorate it with fall stickers. This will be your special savings jar for this season.
- 2. Gather Your Change:** Whenever you find a penny, nickel, dime, or quarter, toss it into your jar. Imagine every coin as a treat you're adding to your savings pile.
- 3. Big Buck's Bonus Challenge:** Fall is the season of pumpkins, right? Every time you see a pumpkin—whether it's a real one, a sticker, or on TV—put a coin in your jar. It's a fun way to save and celebrate the season!
- 4. Watch Your Savings Grow:** By the end of fall, see how much you've saved. It will be like watching your Trick-or-Treat bag fill up with candy! The more you save, the bigger your pile of coins becomes.
- 5. Spooky, Sweet and Such a Treat:** Once you've collected a bunch of coins, make a trip to Partner Colorado. We'll help you deposit your fall savings to your Lil' Partners Savings account.

Remember, every penny counts, and every coin is like a treat that adds up to a big, full bag of savings! So, let's have fun, enjoy the fall and save, save, save.

HIP, HIP, HOORAY, IT'S SAVINGS DAY!



Halloween Pet Safety Tips

We all want our pets to enjoy a spooktacular evening as well. Follow these tips to keep them safe!

- Don't feed pets Halloween treats. They can get very sick. Stick to pet treats for your spooky pooch.
- Make sure your pets have identification (microchip, collar, and ID tag) and a contact number in case they escape through an open door while you're distracted with trick-or-treaters.
- Keep lit candles, jack-o-lanterns, and other Halloween decorations out of reach of pets.
- Keep all human costume pieces away from pets, along with glow sticks, decorations, batteries, etc. When chewed, these items can be very toxic and harmful. Costume parts and decorations might cause choking, internal injury, or illness.
- Let your pet get used to their costume before the big night. Make sure pet costumes follow these guidelines:
 - Fits properly and is comfortable
 - Doesn't have any pieces that easily can be chewed off or cause choking
 - Doesn't block your pet's sight, hearing, breathing, mouth, or movement
- If your pet is wary of strangers or has a tendency to bite, put them in a room away from the front door during trick-or-treating hours, or provide them with a safe hiding place.
- Keep your pet indoors to stay away from the frights!

